

LGP3003003007080PI-E Cement slurry and mortar pumping station



◆ Product Description:

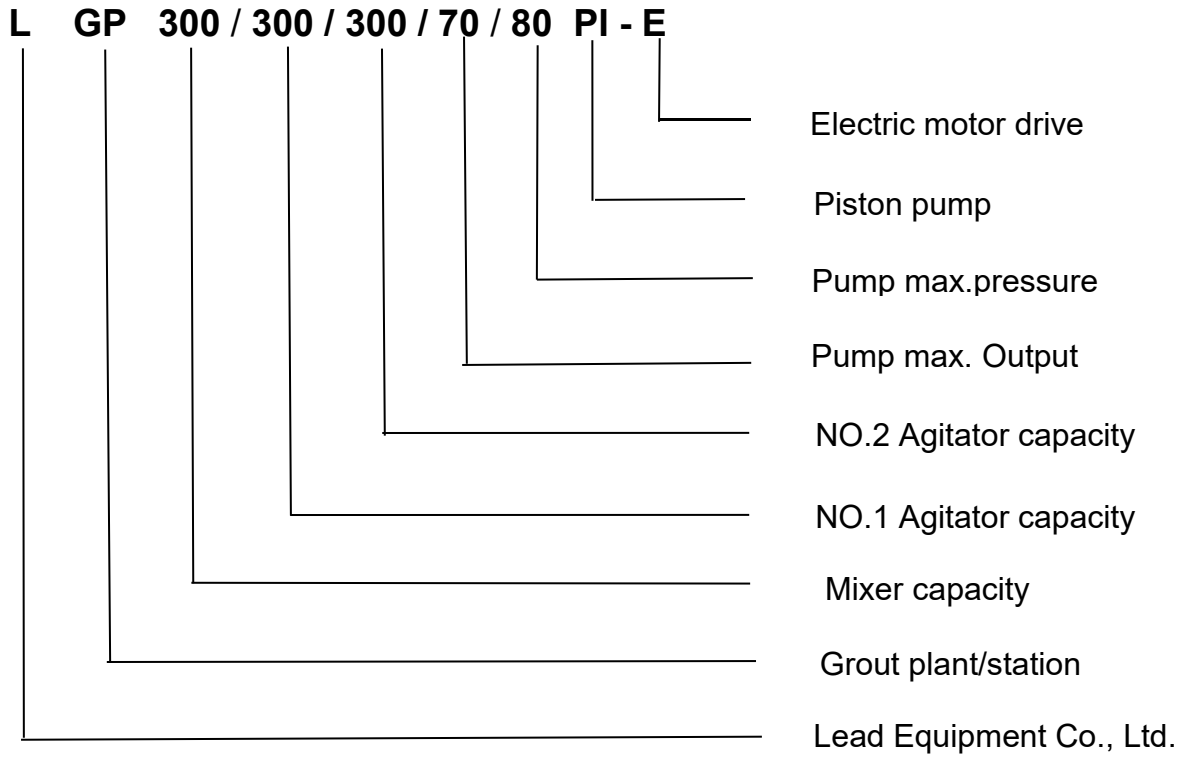
LGP3003003007080PI-E Cement slurry and mortar pumping station is a combination of mixer, agitator, mortar pump in one plant, mainly used for ground/underground construction, such as highways, railways, water and electricity, construction, mining etc. This grout station is driven by electric motor, mechanical plunger type injection pump. Compact size, easy to operate and also takes small place. Grout pump adopts frequency control, so the flow is step-less adjustable.

It is suitable for making cement mixture and mortar cement mixture. Working principle is: Evenly mixed slurry convey to No. 1 agitator. Add sand to No. 1 agitator and mix. Evenly mixed mortar cement mixture flows into No. 2 agitator through discharge outlet. Grouting pump sucks mixture from No. 2 agitator and finish the grouting, gunite and backfilling etc. project. Grouting, while the next round of mixing can be carried out, thus the grout station achieves continuous work.

◆ Product Feature

1. Grouting pressure, output is stepless adjustable .
2. Simple structure, light weight, easy maintenance .
3. Continuous output with small pulse.
4. Less spare parts ensure low maintenance costs.
5. High speed vortex mixer ensures mix quickly and evenly.
6. Mixer and agitator switch by using squeeze handle, it is safe, reliable and easy to operate.
7. HMI interface, flow and pressure can be visualized.
8. Flameproof electric cabinet, protection grade IP56.
9. With CE, ISO certification.


◆ Model Definition





◆ **Product Specification**

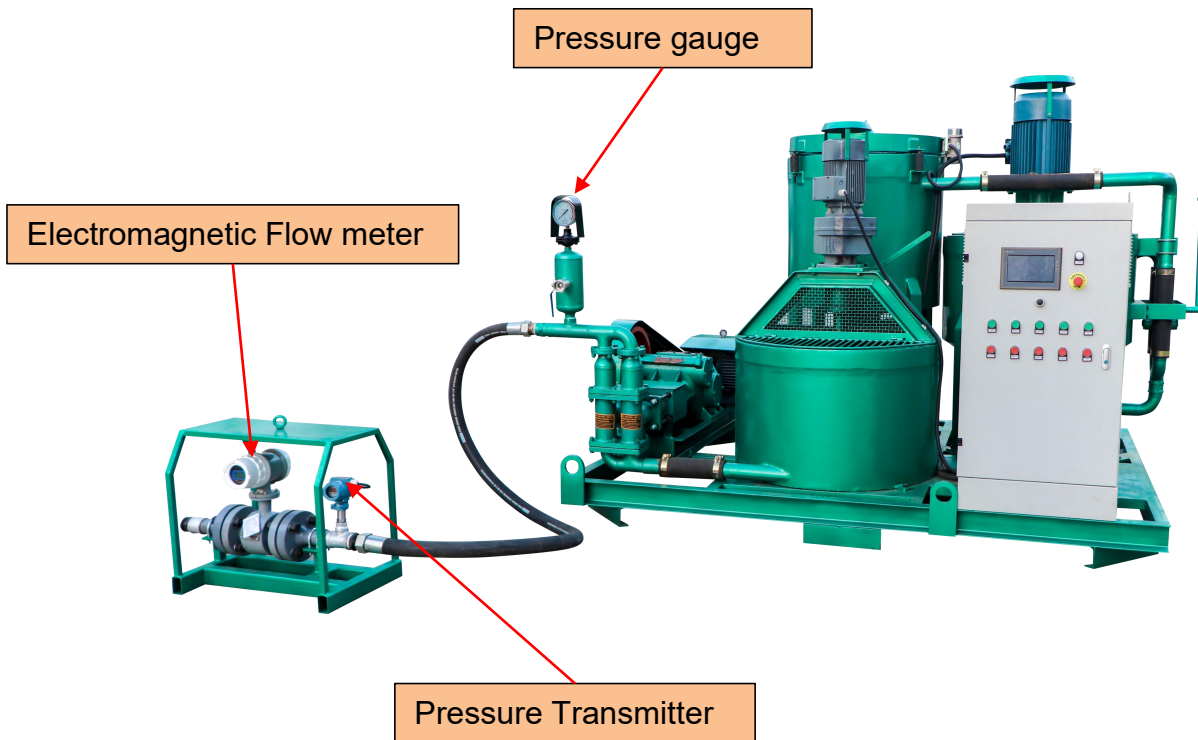
Name		Data
Type		LGP300/300/300/70/80PI-E
Mixer	Capacity	300L
	W/C ratio	0.5~1
	Rate Rev.	1450 rpm
	Power	7.5Kw
NO.1Agitator	Capacity	300L
	Rate Rev.	49 rpm
	Power	2.2Kw
NO.2Agitator	Capacity	300L
	Rate Rev.	36 rpm
	Power	1.5Kw
Pump	Type	Mortar Pump
	Output	Max 70L/min
	Pressure	Max 8Mpa
	Power	11Kw
Power requirements		Voltage 3 Phase 380V,50Hz
Dimension		2800×1900×1650mm
Weight		1350Kg

◆ Detail Part









◆ Other Pictures









Zhengzhou Lead Equipment Co., Ltd.

Add: Xisihuan Ring-Road East, Tielu, Xiliu lake sub-district,
Zhongyuan District, Zhengzhou, Henan
Web: <https://www.leadcrete.net>
E-Mail: sales1@leadcrete.com
TEL.: +86-371-63902781, 55019537
FAX: +86-371-63526676