

LCPM Counter Current Planetary Concrete Mixer

LCPM counter-current planetary mixer can mix all kinds of high-quality and high-performance concrete, and which can reach homogenous mixing at shortest time. It can also be widely used for glass, ceramics, refractories, fertilizer and concrete, etc.




Feature

Lower energy consumption, high homogenization, short mixing time;

Simple structure, simple and convenient maintenance;

Flexible layout, 1~3 unloading doors are optional for different production lines;

Compact structure and small space required.



Structure diagram of Planetary Concrete Mixer




Mixing Device



Hydraulic station




Photoelectric switch



Discharge Device



Water Device



Photoelectric switch

Different Model Planetary Concrete Mixer



Discharge Scraper	-	-	1	1	1	1	1	1	1
Discharging Power (KW)	Pneumatic Discharging		2.2	2.23	2.2	3	3	3	
Weight (Kg)	750	1000	1300	1500	2000	2400	3900	5500	6000
Dimension (mm)	950 *790 *1200	1664 *1453 *1487	1670 *1460 *1620	1860 *1650 *1780	1870 *1870 *1855	2230 *2080 *1880	2580 *2340 *2195	2891 *2602 *2237	3058 *2756 *2395

Application





Customers' Working Site





Company: Zhengzhou Lead Equipment Co., Ltd.

Address: Xisihuan Ring-Road East, Tielu, Xiliu lake sub-district, Zhongyuan District, Zhengzhou, Henan

Website: www.leadcrete.net **Email:** sales1@leadcrete.com