



# LDS1500 Concrete Spraying Machine For Sale

**Powerful, Compact and Reliable**



**Lead Equipment Co., Ltd.**

---

# Content

Introduction .....	2
Feature description .....	2
Data Sheet.....	2
LDS1500G Gasoline Engine Shotcrete Pump .....	2
LDS1500D Diesel Engine Shotcrete Pump.....	3
LDS1500E Electric Motor Shotcrete Pump.....	3
List of Parts in a Complete Set .....	4
Details .....	5
Application .....	10
Certificate .....	10

## LDS1500 (G/D/E) SHOTCRETE PUMP

### Introduction

The LDS1500 is a lightweight shotcrete pump run by a highly-reliable direct drive planetary gearbox and hydraulic power pack. This sturdy workhorse is made better with the added improvement of a direct drive to the carousel.

### Feature description

- 1) Highly reliable direct drive planetary gearbox
- 2) Infinite speed variation
- 3) Easily operating on site work
- 4) Standard spare part supply

### Data Sheet

#### LDS1500G Gasoline Engine Shotcrete Pump

Item	Description
Pressure	1.5 Mpa (Chinese Hose)/3.5 Mpa (Trelleborg Hose)
Output	1.5-3 m <sup>3</sup> /h
Max. Aggregate	10 mm
The Squeeze Hose	ID 50 mm
Conveying Hose	ID 38 mm
Squeeze pump	LH50-455
Power	Honda GX390 Gasoline engine
Overall Dimension	1900x850x1250 mm
Hopper volume:	200 Liter
Oil tank	120 Liter
Weight	610 kg
Requested air compressor	3 m <sup>3</sup> /min, 0.5 Mpa Pressure
Vertical Conveying Distance	15 m (Chinese Hose)/30 m (Trelleborg Hose)
Horizontal Conveying Distance	40 m (Chinese Hose)/80 m (Trelleborg Hose)

### LDS1500D Diesel Engine Shotcrete Pump

Item	Description
Pressure	1.5 Mpa (Chinese Hose)/3.5 Mpa (Trelleborg Hose)
Output	1.5-3m <sup>3</sup> /h
Max. Aggregate	8mm
The Squeeze Hose	ID 50mm
Conveying Hose	ID 38mm
Squeeze pump	LH50-455
Power	CFZ12 Diesel Engine, 10hp
Overall Dimension	2150x1100x1150mm
Hopper volume:	130 Liter
Weight	660kg
Requested air compressor	3m <sup>3</sup> /min, 0.5Mpa Pressure
Vertical Conveying Distance	15 m (Chinese Hose)/30 m (Trelleborg Hose)
Horizontal Conveying Distance	40 m (Chinese Hose)/80 m (Trelleborg Hose)

### LDS1500E Electric Motor Shotcrete Pump

Pressure	1.5 Mpa (Chinese Hose)/ 3.5 Mpa (Trelleborg Hose)
Output	1.5-3m <sup>3</sup> /h
Max. Aggregate	8mm
The Squeeze Hose	ID 50mm
Conveying Hose	ID 38mm
Squeeze pump	LH50-455
Power	5.5kw, electric motor
Overall Dimension	1900x850x1250mm
Hopper volume:	200 Liter
Weight	610kg
Requested air compressor:	3m <sup>3</sup> /min, 0.5Mpa Pressure
Vertical Conveying Distance	15 m (Chinese Hose)/30 m (Trelleborg Hose)
Horizontal Conveying Distance	40 m (Chinese Hose)/80 m (Trelleborg Hose)

## List of Parts in a Complete Set

No.	Description	Qty.	Unit	Remarks
1	LDS1500 main machine	1	set	
2	pump squeeze hose	1	pcs	
3	conveying hose, ID38, L10m	2	pcs	
4	reducer 2'/1.5'	1	pcs	
5	shotcrete nozzle assy.	1	set	
6	nozzle tip	1	pcs	
7	clamp	1	pcs	
8	clean ball	2	pcs	
9	accessories	1	Set	

## Details

LDS1500G



## LDS1500D



## LDS1500E



**HONDA GX390 gasoline engine:**



**OLI vibrator (DC):**



**High pressure gear pump:**



**YUKEN hydraulic valve:**



**Infinite Speed variation  
Control Valve**



**Relief Valve**



Shotcrete Hoses, Nozzles & Accessories



10 meters Concrete Hose

**Nozzle:**



**Nozzle tip:**




**Clamp:**



**Clean ball:**



## Brilliant Trelleborg Hose (Optional)



## Application



## Certificate

CE AND ISO9001-2008



Zhengzhou Lead Equipment Co., Ltd.  
Add: Xisihuan Ring-Road East, Tielu, Xiliu lake sub-district,  
Zhongyuan District, Zhengzhou, Henan  
Web: <http://www.leadcrete.com> E-Mail:  
[sales@leadcrete.com](mailto:sales@leadcrete.com)  
TEL: +86-371-63902781 FAX: +86-371-63526676